

Think GAIA
For Life and the Earth

SANYO

Multimedia Projector

PLC-XC55
PLC-XC50



Introducing a projector that's well suited to both business and education.






Multi-featured multimedia projector for


Easy maintenance

Dust-resistant

Ingestion of dust into the projector leads to reduced brightness and a deterioration in picture quality. The PLC-XC55/XC50 features a new dust-resistant design that limits the movement of air through the projector to the intake and exhaust vents.



A lens cover helps keep dust from finding its way into the projector around the lens, a longstanding problem with conventional designs. A sliding cover plays the same role for the focus and zoom controls.



Industry first^{*1} in a compact projector

AMF (active maintenance filter) system

Build-in airflow and air pressure sensors detect intake airflow during operation. When a clogged filter is detected due to airflow falling below a certain threshold, the filter is advanced automatically to replace the dirty surface with a clean one, eliminating the need to clean the filter. The filter cartridge replacement cycle is about one year^{*2}. The LP-XC55/XC50's use of a large filter approximately three times as fine as previous models^{*3} keeps even microscopic dust from entering the projector.



*1 For projectors under 5 kg as of May 12, 2008. *2 Guidelines based on 8 hours of use per day (actual filter operating time: approx. 3,000 hours). (Based on accelerated testing in the JIS D-0207 experimental environment.) *3 Previous model: LP-XU78/XU75

Lamp replacement on top cabinet


Access to the lamp from the top of the projector means you can replace the lamp on ceiling-mounted projectors without needing to take down the projector.



Higher security

Security bar

The PLC-XC55/XC50's security bar delivers enhanced security performance by accommodating commercially available wire cables up to 11 mm in diameter. These strong cables are an effective way to prevent equipment theft.



PIN number lock

A PIN number can be set to restrict operation of the projector to administrators. This feature makes it possible to prevent unintended changes to settings and unauthorized operation by third parties, enabling the projector to be used with peace of mind even in permanent installations.

PLC-XC55

XGA

3100 lumens

PLC-XC50

XGA

2600 lumens




use in a variety of settings

Convenient functions

7 W speaker

Along with its mobility, the PLC-XC55/XC50 features high-output 7 W speaker that deliver sufficient audio authority for the projector to be used in conference rooms, classrooms, and other spaces with only the built-in speaker.



Easy setup

An auto setup function searches for an input signal and performs keystone correction once the projector is put in place and turned on, simplifying setup.



Automatic keystone correction

Automatic digital correction of keystone distortion caused by the relative position of the projector and the screen makes it easy to set up the projector (correction angle: up to $\pm 20^\circ$ vertically).



Extensive selection of input jacks

The PLC-XC55/XC50 provides industry-standard digital interface support with a DVI-I input jack and D-Sub 15-pin input and output jacks.



Blackboard/color board mode

This mode lets you use a blackboard as a projection screen^{*3}. It adjusts the colors to make images look similar to those projection to an ordinary white screen.



*3 The colors of images projected onto a blackboard or color board may vary from those of the original input signal.

1.2x zoom lens

A 1/2x to 16x digital zoom function complements 1.2x optical zoom, increasing the flexibility with which the LP-XC55/XC50 can be positioned for use.

Power off and go

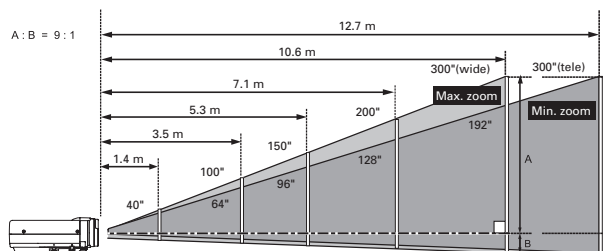
An easy-off function enables the projector to be unplugged immediately without waiting for the lamp to cool down.

Silence Design 27.5dBA (eco mode)

Closed caption (NTSC)

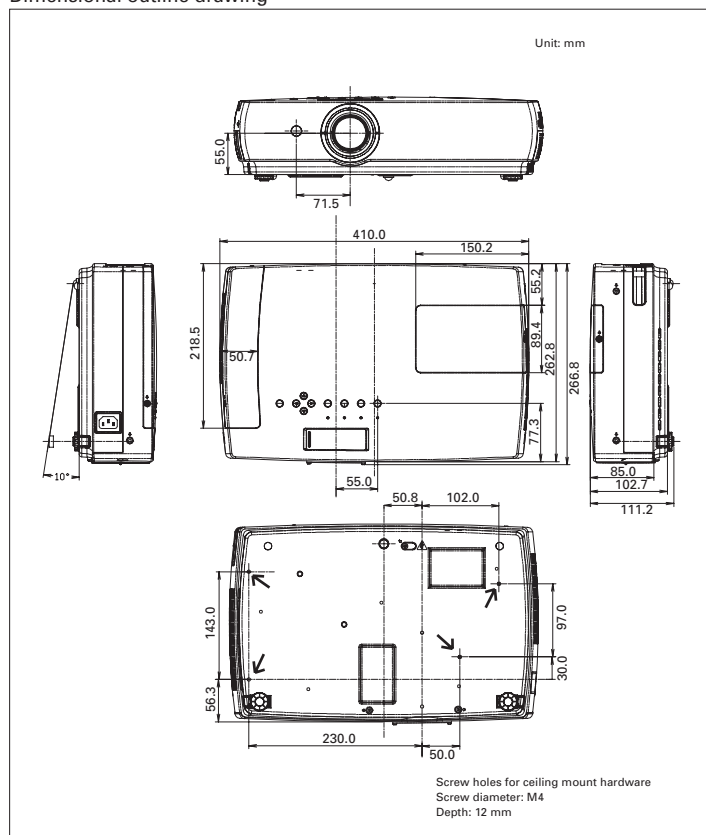


Throw distance and screen size



Screen size (W x H) mm	40"	100"	150"	200"	300"
4:3 aspect ratio	813 x 610	2032 x 1524	3048 x 2286	4064 x 3048	6096 x 4572
Zoom (max.)	1.4 m	3.5 m	5.3 m	7.1 m	10.6 m
Zoom (min.)	1.7 m	4.2 m	6.4 m	8.5 m	12.7 m

Dimensional outline drawing



Specifications

Model name	PLC-XC55	PLC-XC50
Panel	0.63 inch TFT p-Si x 3	
No. of pixels	2,359,296 (1024x768 dots)	
Projection lamp	220W UHP	
Brightness (typical)	3,100 lm (Image mode : Dynamic)	2,600 lm (Image mode : Dynamic)
Contrast	450 : 1, (Lamp mode : Auto, Image mode : Dynamic)	
Uniformity	85%	
Projection lens	1:1.2 Manual driven, F1.60 ~ 1.76, f=22.33 ~ 26.80, U:D = 9:1	
Screen size	40" ~ 300", 1.4m(wide) ~ 12.7m(tele), 100" at 3.5 ~ 4.2m	
HDTV signals	480i, 480p, 575i, 575p, 720p, 1035i and 1080i	
Color systems	PAL / SECAM / NTSC / NTSC4.43 / PAL-M/N	
Video Signal	Composite, S-Video, Component	
Video Terminal	RCA x 1 : Composite video Mini-DIN 4-pin : S-Video	
Computer compatibility	(UXGA / WXGA) / SXGA / XGA / SVGA / VGA / MAC	
Computer Terminal	DVI-I x 1 : DVI input (Computer1) D-sub15 x 1 : RGB input (Computer2), Component with conversion cable D-sub15 x 1 : Monitor out	
Audio	RCA x 2 (L/R) : Input (for Video) Mini-Jack (stereo) x 1 : Input (for Computer1) Mini-Jack (stereo) x 1 : Input (for Computer2) Mini-Jack (stereo) x 1 : Output (variable audio out)	
Other Terminal	D-sub 9pin (RS 232C)	
Presentation Tool	Freeze / Digital Zoom / No Show / etc	
Other Feature	Progressive, 3-2 & 2-2 pull down, User Logo	
Scanning frequency	H/V sync ~100kHz, ~100Hz Dot clock 140 MHz	
Sound output	7.0W Mono	
Voltage	100V-240V AC (auto voltage)	
Power consumption	304W (Lamp mode : Normal) / 216W (Lamp mode : Eco)	
Power consumption (Standby)	3.7W (Standby mode : Eco) / 6.8W (Standby mode : Normal)	
Dimensions (W x H x D)	410.0 x 85.0 x 262.8mm (Not including protruding parts)	
Weight	4.0kg	
Included accessories	Quick reference guide, Owner's manual (CD-ROM), CD-ROM read me note, PIN code Label, UL cable card, AC cord (3.0 meters), Computer cable (Dsub 15-Dsub15), Remote control, AA Battery x 2	

*1 Average overall value for product at time of shipment. Specifications are presented using the JIS X 6911: 2003 Data Projector Specifications Format. Measurement methods and conditions are based on Appendix 2 of the standard. Product and company names are the trademarks or registered trademarks of their respective companies. Replacement Lamp type No. POA-LMP127(610 339 8600)



All products manufactured by the Projector Division of SANYO's Digital System Company employ a quality management system that has undergone the inspection and registration process of the ISO 9001:2000 international standard.



SANYO's Digital System Company has received ISO 14001 certification for the environmental management system used in its factory.



Pixelworks ICs are used in this projector

<http://www.sanyo-lcdp.com/english/>

Caution: Please consult the instruction manual to ensure safe and proper operation of the product.

Distributed by:



SANYO Electric Co., Ltd.
Digital System Company