

Epson EB G6750WU /NL

EPSON EB G6750WU /NL



Brief introduction to the Epson EB G6750WU /NL. The LCD projector has a WUXGA 1920 x 1200 resolution and a contrast of 5000:1. As the projector has horizontal and vertical keystone correction, the projector can be set up with plenty of free space in the room. 6000 Ansi lumens ensure that a picture width of 787 cm is also possible. The projector creates rooms with residual light with a smaller image width, we recommend a maximum of 525 cm. On the market since 2013, the model is no longer offered by the manufacturer Epson.

Brief Introduction

Beta 2.5

Display Type



3 x 0,76" LCD TFT Panel
WUXGA 16/9 Liquid Crystal Display

Ansi-Lumen

6000

2667 Lux (bei 200 cm Screen)

Contrast

5000:1 full on/off

5000:1 full on/off

Black Level

1,2000 min. Lumen

0,534 min. Lumen

Offset

-

Resolution

WUXGA 1920 x 1200
2.304.000 Pixel

Video Modes

Pal, SECAM, NTSC, HDTV 720p, 1080i, EDTV 480p, 576p

Application

Stationary | Permanent installation in the training room and meeting room as well as the conference room.

Very large screen width and rooms with plenty of light and shaded daylight.

Light Source

-
Article Nr.: ELPLP64 / V13H010L64

Light Life

3000 h.

Operating Costs

-

Focus

Manual

Zoom

Manual / NL optional

Objective

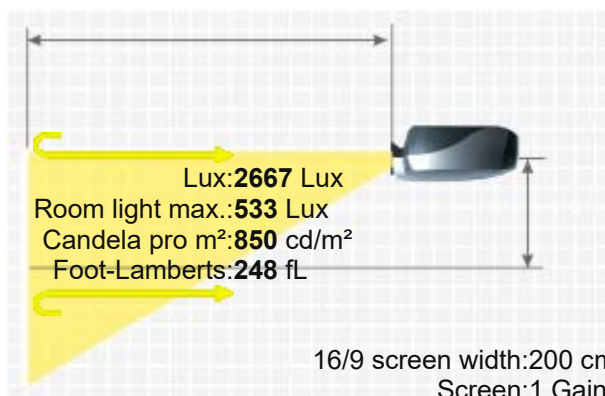
-

Throw Ratio

-

Audio

-



Connections

HDMI in
DVI-D in
D-sub 15 pin in und out
5 x BNC RGBHV in
S-Video in
Cinch Video in
Cinch Stereo in
RJ45 mit HDBaseT in
RS232C

Ceiling Mounting

Yes

Power

-

Size WxHxD

505 x 144 x 382 mm (19,9"x5,7"x15") 27,78 L/dm³

Operating Noise

-

Weight

9,00 kg / 19,84 lbs.








Keystone

Vert.: +/-30°

Hori.: +/-30°

Illumination	-
Frequenz	-
Foot-Lamberts	248 fL / max. 787 cm screen width 850 cd/m² <div> <div>■ Eco Mode</div> <div>■ Kensington Slot</div> <div>■ sRGB</div> </div>
Features	<div> <div>■ 360° installable</div> <div>■ Lan network compatible.</div> <div>■ DICOM Simulation</div> <div>■ HDBaseT</div> </div>

Optionaler Zubehör

	Nackte Philips Lampe	NLMP24230	71,47 €
	Lampe Ruby	Ruby-LMP24230	110,69 €
	Lampe Original	ELPLP64 / V13H010L64	EOL €
	Kompatible Lampe	LMP-K20512	58,75 €
	Luftfilter Kompatibel	Alternative zu:ELPAF30 / V13H134A30	24,10 €
	Fernbedienung Original	1541653	28,20 €
	Luftfilter Original	ELPAF30 / V13H134A30	46,71 €
	Deckenhalterung 100-120	Halterung100	44,33 €

Status	2013 Discontinued (EOL) // Last update of the data: 2024-11-08
Data	Created: 2013-01-31 13:31:01

More Details





<https://www.projector-database.com/pro/epsonebg6750wu-en.html>

Due to our ongoing commitment to continuously improve the quality of our projector database, this brochure is also subject to change without notice. HCinema is not responsible for any errors or omissions contained in product descriptions.