

Go Mobile: The Lightweight LCD Projector



■ Lightweight and compact

- 1.6 kg (3.5 lbs)
- 257 x 59 x 209 mm*
(10-3/32" x 2-11/32" x 8-7/32")*

* Height including legs: 69 mm (2-11/16")

■ 1200 lumens brightness

- Time-saving
- Speed start
 - Direct power off
 - One-touch auto setup with digital keystone correction

■ Secure

- Password and control lock
- Text superimposing
- Kensington lock

■ Auto power off

Go Mobile.

1.6 kg

257 x 59 x 209 mm

SVGA

1200 Lumens

Time-Saving Functions

Security



For business presentations



For classrooms



For home theatre

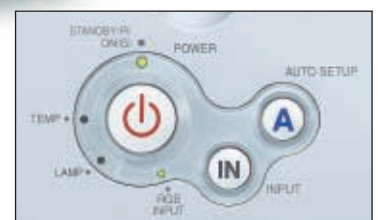


The Panasonic PT-LM1E weighs 1.6 kg and is just 257 mm wide by 209 mm deep; its footprint is slightly smaller than an ordinary business magazine. But don't let the small size and light weight fool you, the PT-LM1E is feature-packed and engineered to deliver exceptional performance. It provides you with a brilliant 1200 lumens of brightness and offers superior ease of use from the moment you power up. Of course, it also displays DVD and other video sources with excellent image quality. Offering outstanding performance optimised for mobile use and made easy

enough for anyone to operate, the PT-LM1E is an extremely handy projector. If you currently use a notebook PC or DVD player, the PT-LM1E is made for you.

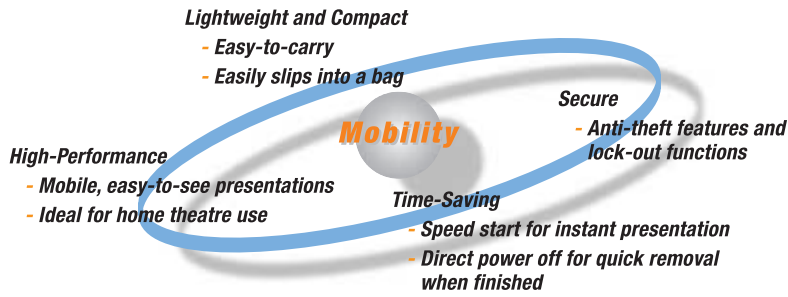


The PT-LM1E is extremely simple to operate, even if you've never used a projector before, for stress-free presentations or home theatre entertainment. And it is small and light enough to bring it with you to your customers or friends—whatever you want to do, the PT-LM1E makes it easy.



Neatly-arranged controls are all on top.

■ Features for Mobility and Convenience



Lightweight and Portable >>

Ultra-Lightweight: Only 1.6 kg

Weighing approximately 1.6 kg, the Panasonic PT-LM1E won't make you feel overloaded, even when carrying it along with a notebook PC. The PT-LM1E the logical choice for mobile presentations.

Space-Saving Compact Body

Just 257 mm wide by 209 mm deep, and only 59 mm high, the PT-LM1E slips easily into a bag or briefcase. Its compact size and minimal weight make it pleasingly portable and minimises the space required for presentations or storage.



* Height including legs: 69 mm

High Performance >>

Bright 1200 Lumens

Thanks to a high-performance optical system and high-efficiency 130-W UHM™ lamp, the PT-LM1E delivers super-bright pictures with 1200 lumens brightness. Sharp, crisp images are easy to see.

Projector AI*

Using artificial intelligence, the PT-LM1E instantaneously adjusts the brightness of the lamp to optimise on-screen imaging. For darker scenes, it automatically lowers the brightness to produce deeper blacks and make light areas stand out. This improves overall image quality and heightens your enjoyment of DVD and other video programming.

*In high lamp power mode.

Time-Saving >>

Speed Start

Speed Start slashes the time it takes to get your presentation under way. The image appears in approx. 5 seconds after you press the power button. Behind this breakthrough is Panasonic's high-precision lamp and lamp power supply—an advantage made possible by our advanced production technology.



Direct Power Off

When the presentation is completed, Direct Power Off lets you disconnect the power cable and move the projector right away* because the cooling fan keeps operating until the lamp is cooled.

* Note: The projector cannot be placed into a bag until the cooling fan stops operating.

One-Touch Auto Setup with Digital Keystone Correction

This function assures quick and easy setup. The projector handles the basic image adjustments, from phasing to vertical and horizontal position. Vertical digital keystone correction is also done automatically.



Secure >>

Anti-Theft Features

The PT-LM1E is designed with effective anti-theft features, including a user password, control panel lock and text superimposing. It also has a security lock slot compatible with the Kensington MicroSaver® cable.

User Password

When the projector power is turned on, a screen appears prompting you to enter the password. Unless the correct password is input, nothing but the power button can be operated. The password can be changed as desired.

Control Panel Lock

Using a setting on the on-screen menu, you can disable the operation of all the projector's controls. This setting can only be cancelled with the supplied card remote control. By simply storing the projector and remote control separately, you can thus prevent unauthorised use.



Text Superimposing

You can program a text line to be superimposed on the bottom of the projected image. This helps to deter theft by continually displaying, for example, your company name, URL, or a warning of your choice.

More Convenience >>

Auto Power Off

This lets you specify a time (from 15 to 60 minutes, in 5-minute steps) after which the projector automatically enters standby mode if unused.

More Valuable Features

- HDTV compatibility
- Full compatibility with sRGB colour space for accurate colour reproduction (in natural mode)
- Colour temperature selection (standard/high/low)
- Picture mode selection (standard/dynamic/natural)
- Projector AI on/off
- Still mode
- 3x digital zoom
- Index Window
- Freeze
- Shutter function for image and sound muting
- Selectable 8-language on-screen menu (English, German, French, Spanish, Italian, Russian, Chinese, Korean)
- Discrete S-Video and video inputs allow connection of two DVD/video sources at a time
- Card remote control
- Handy card remote control holder on the bottom of the projector
- Ceiling mountable (option)
- Lamp power high/low selection
- Fan control for high elevations (above 1,400 m/4,600 feet)
- Temperature warning indication
- Lamp replacement warning indication



Supplied card remote control


Rear View



Optional Accessories



Full-function wireless remote control with mouse control and laser pointer: ET-RM200



Optional ceiling mount bracket: ET-PKM1

Specifications

LCD Panel 0.55-inch diagonal (4:3 aspect ratio) x 3
Pixels 800 x 600 x 3 pixels (480,000 pixels)
Lamp 130 W UHM™ lamp
Brightness 1200 lumens
Uniformity 90%
Contrast Ratio 400:1
Lens Manual zoom (1:1–1:1.2), manual focus, F 1.8–1.9, f 17.0–20.4 mm
Image Size (Diagonal) 33"–300"/0.84–7.6 m (aspect ratio: 4:3)
Throw Distance 1.17–10.99 m (3'10"–36")
Optical Shift 6:1 (fixed)
Keystone Correction Digital, vertical ±30°
Video Compatibility
Video PAL, PAL-M, PAL-N, PAL 60, SECAM, NTSC, NTSC 4.43
YPbPr 525i (480i), 625i (576i), 525p (480p), 625p (576p), 750p (720p), 1125i (1080i)
Computer Compatibility VGA, SVGA, XGA, SXGA, UXGA, Mac
H-Sync/V-Sync Range 15–91 kHz, 50–85 Hz
Built-In Speaker 2.8 cm round x 1, 1 W output power (monaural)
Terminals VIDEO IN (RCA x 1)
 S-VIDEO IN (Mini DIN 4-pin x 1)
 AUDIO IN (RCA x 2, L-R)
 RGB IN (D-sub HD 15-pin x 1)
On-Screen Menu 8 languages (English, French, German, Spanish, Italian, Russian, Chinese, Korean)
Installation Ceiling/desk, front/rear (menu selection)
Power Supply 100–240 V AC (auto-voltage), 50/60 Hz
Power Consumption 180 W (3 W for 120 V, 5 W for 230 V, in standby mode with fan stopped)
Weight 1.6 kg/3.5 lbs.
Dimensions 257 x 59 x 209 mm (10-3/32" x 2-11/32" x 8-7/32")
 Height including legs: 69 mm (2-11/16")
Operating Temperature 0°–40°C (32°–104°F)
Operating Humidity 20%–80%
Safety Regulations UL1950, C-UL, FCC class B, EN60950/IEC60950, EN55024, EN55022 (B), EN61000-3-2, EN61000-3-3, VDE, GOST, MIC, CB, C-tick

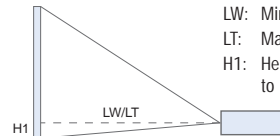
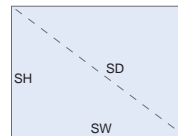
Supplied Accessories

- Card-type remote control
- Battery for remote control
- Soft case
- Power cord
- RGB cable

Optional Accessories

ET-LAM1 Replacement lamp unit
 ET-PKM1 Ceiling mount bracket
 ET-RM200 Full-function wireless remote control

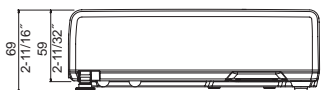
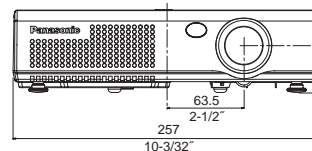
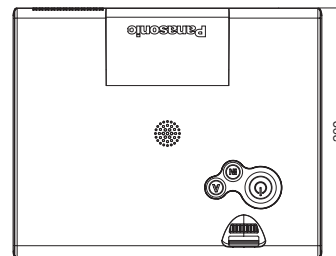
Projection Distance



SD: Diagonal image size
 SH: Height of projected image
 SW: Width of Projected image
 LW: Minimum projection distance
 LT: Maximum projection distance
 H1: Height from the edge of screen to centre of lens

Diagonal image size (4:3 aspect ratio)	Distance to screen		Height from the edge of screen to centre of lens
	min.	max.	
33"/ 0.84 m / 2.7'	–	1.17 m / 3'10"	0.07 m / 2-3/4"
40"/ 1.01 m / 3.3'	1.19 m / 3'10"	1.43 m / 4'8"	0.09 m / 3-17/32"
50"/ 1.27 m / 4.2'	1.50 m / 4'11"	1.80 m / 5'10"	0.11 m / 4-5/16"
60"/ 1.52 m / 4.9'	1.81 m / 5'11"	2.16 m / 7'1"	0.13 m / 5-3/32"
70"/ 1.77 m / 5.8'	2.12 m / 6'11"	2.53 m / 8'3"	0.15 m / 5-7/8"
80"/ 2.03 m / 6.7'	2.43 m / 7'11"	2.90 m / 9'6"	0.17 m / 6-11/16"
90"/ 2.28 m / 7.5'	2.74 m / 8'11"	3.27 m / 10'8"	0.20 m / 7-27/32"
100"/ 2.54 m / 8.3'	3.05 m / 10'	3.63 m / 11'10"	0.22 m / 8-21/32"
150"/ 3.81 m / 12.5'	4.60 m / 15'1"	5.47 m / 17'11"	0.33 m / 12-31/32"
200"/ 5.08 m / 16.7'	6.14 m / 20'1"	7.31 m / 23'11"	0.44 m / 17-5/16"
250"/ 6.35 m / 20.8'	7.69 m / 25'2"	9.15 m / 30'	0.54 m / 21-1/4"
300"/ 7.62 m / 25.0'	9.23 m / 30'3"	10.99 m / 36'	0.65 m / 25-9/16"

Dimensions



Unit: mm / inch

Panasonic

Weights and dimensions shown are approximate. Specifications are subject to change without notice. Product availability differs depending on region and country. This product may be subject to export control regulations. UHM is a trademark of Matsushita Electric Industrial Co., Ltd. VGA and XGA are trademarks of International Business Machines Corporation. All other trademarks are the property of their respective trademark owners. Projection images simulated.